

Australian Ethical is one of Australia's leading ethical fund managers. By investing responsibly in well-managed ethical companies, we deliver competitive financial performance to our clients and positive change to society and the environment. Since our inception in 1986, our Ethical Charter has guided all investment decisions and underpinned our business practices. Every year 10 per cent of our profits\* are distributed to charitable organisations and social impact initiatives through The Australian Ethical Foundation.

## Investment objective

To provide long-term growth by investing in small capitalisation companies that meet the Australian Ethical Charter.

## Price information

Pricing frequency: Daily

Buy/Sell spread: 0.15%/0.15%

## Fund facts

Fund size: \$15.23m

Benchmark: S&P ASX Small Industrials

Asset class: Equity

Inception date: 30/06/2015

Minimum investment timeframe: 7 Years

Risk level: Very high

Risk level: Very high

## Identifiers

ISIN code: AU60AUG00267

APIR code: AUG0026AU

## Distributions

Frequency: 2

Dates: 30/06, 31/12

## Fees

Management costs - PDS: 1.69%

Performance fee: 20%

Minimum initial investment: \$1,000

\$500 with a Regular investor plan

Additional transactional and operational costs: 0.00%

Additional transactional and operational costs: 0.00%

Additional transactional and operational costs: 0.00%

Additional transactional and operational costs: 0.00%

Additional transactional and operational costs: 0.00%

Additional transactional and operational costs: 0.00%

Additional transactional and operational costs: 0.00%

Additional transactional and operational costs: 0.00%

Additional transactional and operational costs: 0.00%

Additional transactional and operational costs: 0.00%

Additional transactional and operational costs: 0.00%

Additional transactional and operational costs: 0.00%

Additional transactional and operational costs: 0.00%

Additional transactional and operational costs: 0.00%

Additional transactional and operational costs: 0.00%

Additional transactional and operational costs: 0.00%

Additional transactional and operational costs: 0.00%

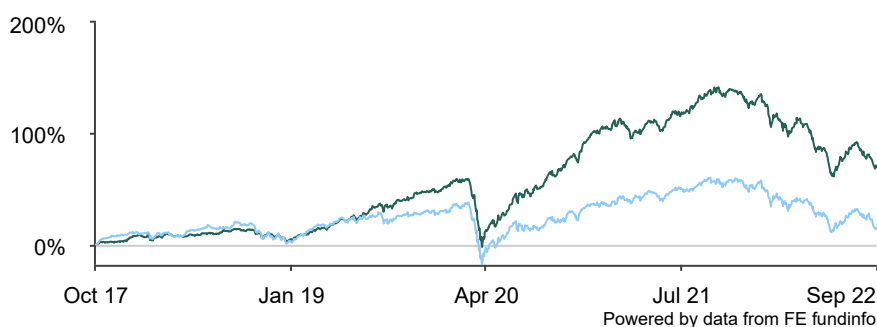
Additional transactional and operational costs: 0.00%

Additional transactional and operational costs: 0.00%

## Investment strategy

The opportunity to invest in a diversified portfolio of shares in small capitalisation companies on the basis of their social, environmental and financial credentials. The Fund utilises an active stock-picking management style with stocks selected for growth rather than income. All stocks are chosen on the basis of relative value where we deem the risks are being adequately priced.

## Cumulative performance (as at 30/09/2022)



■ Australian Ethical Emerging Companies  
■ S&P/ASX Small Indust.

## Performance (as at 30/09/2022)

	1m	3m	6m	1y	3y	5y	10y	Since inception
Fund	-7.6%	1.7%	-20.2%	-28.7%	6.4%	11.1%	-	12.0%
S&P/ASX Small Indust.	-10.5%	-1.0%	-19.2%	-27.5%	-3.7%	2.6%	-	4.9%

## Calendar Performance (as at end 2021)

	CY2021	CY2020	CY2019	CY2018	CY2017
Fund	14.4%	35.1%	44.7%	-2.4%	11.4%
S&P/ASX Small Indust.	13.7%	5.9%	24.5%	-6.5%	15.7%

Source: FE fundinfo.

Total returns are calculated using the sell (exit) price, net of management fees and gross of tax as if distributions of income have been reinvested at the actual distribution reinvestment price. The actual returns received by an investor will depend on the timing, buy and exit prices of individual transactions. Return of capital and the performance of your investment in the fund are not guaranteed. Past performance is not a reliable indicator of future performance. Figures showing a period of less than one year have not been adjusted to show an annual total return. Figures for periods of greater than one year are on a per annum compound basis. The current benchmark may not have been the benchmark over all periods shown in the above chart and tables. The calculation of the benchmark performance links the performance of previous benchmarks and the current benchmark over the relevant time periods.

\*(after tax, before bonus expense)

\*(after tax, before bonus expense)

\*(after tax, before bonus expense)

\*(after tax, before bonus expense)

\*(after tax, before bonus expense)

\*(after tax, before bonus expense)

\*(after tax, before bonus expense)

\*(after tax, before bonus expense)

\*(after tax, before bonus expense)

\*(after tax, before bonus expense)

## Top 10

CONTACT ENERGY LTD	4.0%
COGSTATE LIMITED	3.4%
MERIDIAN ENERGY LIMITED -PARTIAL PAID SHARE	3.1%
CAPITOL HEALTH LTD	3.1%
GENWORTH MORTGAGE INSURANCE	2.8%
3P LEARNING LTD	2.8%
HEALIUS LTD	2.7%
NITRO SOFTWARE LTD	2.7%
MERCURY NZ LTD	2.6%
MACQUARIE TELECOM GROUP LTD ORD F/PD DS	2.6%

## Ratings and awards

### RIAA

Certification:



CERTIFIED BY RIAA

## Why invest ethically?

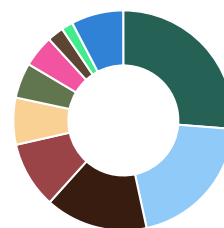
**Portfolio diversification:** Diversify your portfolio by investing in companies and sectors not well covered by other fund managers and brokers.  
**Help build a better world:** Invest in the new, low-carbon economy, fund medical and technology breakthroughs, efficient transport and more.  
**Promote human rights:** We strive to avoid any investment in companies involved in the poor treatment of asylum seekers or the exploitation of workers through poor working conditions.

## Need Help?

Contact us Monday-Friday on:  
**T** 1800 021 227  
**F** 02 9252 1987  
**E** [investors@australianethical.com.au](mailto:investors@australianethical.com.au)  
**W** [australianethical.com.au](http://australianethical.com.au)  
 Australian Ethical Investment Ltd  
 c/o Boardroom Pty Ltd  
 GPO Box 3993  
 Sydney NSW 2001

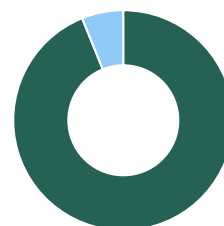
## Sector allocation

Information Technology	26.3%
Health Care	20.4%
Financials	15.1%
Utilities	9.8%
Communication Services	6.9%
Consumer Staples	5.2%
Consumer Discretionary	4.7%
Industrials	2.4%
Real Estate	1.7%
Other	7.7%



## Asset allocation

Australian & NZ Small Cap	93.9%
Cash	6.1%



## Commentary

The S&P/ASX 300 returned 0.5% over the quarter despite ongoing uncertainty as pent-up demand, ongoing impacts from COVID-19, and the conflict in Ukraine continues to put pressure on inflation. In the US YoY CPI rose to 9.1% in August. In Australia June CPI rose to 6.1% YoY, the highest annual change in over 30 years. The global economy faces a bleak outlook, with Europe facing a looming energy crisis, many Central Banks rapidly raising rates to tackle inflation, while in China the People's Bank of China has been loosening policy as its economy slows to its lowest rate of growth in decades, driven by an ongoing property crisis and continued lockdowns as part of its zero-COVID policy.

The Emerging Companies Fund appreciated 1.7% (1.8% Wholesale) outperforming its benchmark which fell 1% over the September Quarter. The outperformance is attributed to the Funds significant overweight allocation into the healthcare with cognition company Cogstate appreciating 42% on news its shareholder and business partner Japanese company Eisai had reported positive clinical data in a Phase 3 Alzheimer's clinical study. We were pleased with the performance of mortgage insurer Genworth which appreciated 18% while paying a healthy dividend on reporting a strong 2022 result. Our investment in technology company Praemium appreciated 55% on news of the sale of its UK division and a solid 2022 financial result. Other good contributors included non-bank lender Pepper Money which appreciated 18% from an oversold position and PDF productivity and e-signature business Nitro Software +20% on news private equity was building a position.

Australian Ethical Investment Ltd (ABN 47 003 188 930, AFSL 229949) is the Responsible Entity of the Australian Ethical managed funds. This information is of a general nature and is not intended to provide you with financial advice or take into account your personal objectives, financial situation or needs. Before acting on the information, consider its appropriateness to your circumstances and read the Financial Services Guide (FSG) and relevant product disclosure statement (PDS) and target market determination (TMD) available at [www.australianethical.com.au/managedfunds/pds](http://www.australianethical.com.au/managedfunds/pds). You may wish to seek independent financial advice from a licensed financial adviser before making an investment decision. The performance of your investment in the Australian Ethical is not guaranteed; past performance is not a reliable indicator of future performance. The information contained in this document is believed to be accurate at the time of compilation. Where MSCI data is used, data is the property of MSCI. No use or distribution without written consent. Data provided "as is" without any warranties. MSCI assumes no liability for or in connection with the data. For full MSCI and RIAA disclaimer, please see <https://www.australianethical.com.au/sources/>